



University of Zagreb
Faculty of Veterinary Medicine

Veterinary Studies in English



Table of Contents

WELCOME AND DOBRO DOŠLI!	4
ABOUT ZAGREB	5
UNIVERSITY OF ZAGREB	6
GENERAL FACTS ON FACULTY OF VETERINARY MEDICINE – ZAGREB	7
TWO-CYCLE STUDY SYSTEM IN REPUBLIC OF CROATIA	10
A STUDENTS' MAP OF ZAGREB	11
MAP OF LECTURING HALLS	12
WHERE TO GET A COFFEE OR SNACK	14
PUBLIC TRANSPORTATION	14
ZET PASS	15
ZET INFO	15
TAKSI	16
BUS TRANSPORT	17
RAILWAY TRANSPORTATION	18
ZAGREB INTERNATIONAL AIRPORT	18
INTERNET & PHONES	19
INTERNET CAFES/WIFI CAFES	19
IN-HOME INTERNET AND MOBILE PHONE SERVICE PROVIDERS	19
MAKING CALLS	20
DINING	21
BOOKS	22
LIBRARY AND LEARNING RESOURCES	24
MUSEUM OF VETERINARY MEDICINE HISTORY (MVMH)	26
EXAMS & OTHER ESSENTIALS	29
X-CARD	29
LMS	29
E-MAIL	29
STUDOMAT	29
GRADE BOOK (INDEKS)	30
EXAMS	30
ECTS	30

PAPERWORK	31
OIB	32
TEMPORARY RESIDENCE PERMIT	32
HEALTH INSURANCE	33
TAX OFFICE	33
PAPERWORK CHECKLIST	35
OTHER (HOPEFULLY) USEFUL INFORMATION	36
IMPORTANT TELEPHONE NUMBERS	36
EMBASSIES & CONSULATES	36
POST OFFICES	37
RENTAL ACCOMMODATIONS	37
PHARMACIES 0-24	37
NATIONAL HOLIDAYS	37
ACADEMIC CALENDAR	38
DID YOU KNOW...?	39
FOREIGN QUALIFICATION RECOGNITION	43
INTERNAL ORGANIZATIONAL STRUCTURE OF THE VEFUNIZG (2015/16)	45
WHERE TO LEARN CROATIAN	46



University of Zagreb Faculty of Veterinary Medicine
Veterinary Studies in English

Welcome and dobro došli!

if you're reading this introductory welcome, CONGRATULATIONS!!!

It means you've arrived in Zagreb and have made it to your first day of Faculty of Veterinary Medicine! You may be feeling overwhelmed, anxious, nervous, excited or jet-legged (especially, if you've just recently arrived from abroad). And you also probably have many, many questions and thoughts about how this year will play out and what to expect. This guide was created for students in order to provide a very warm welcome with as much information as possible about school life here in Zagreb and to attempt to answer some of the common questions and concerns on the minds of new students. From all the upper-year students here, we welcome you to the program and hope you have an amazing first year in Zagreb!

Authors:

Prof. Nenad Turk, Dean

Prof. Ksenija Vlahović, Vice-Dean for Education

Prof. Tomislav Dobranić, Vice-Dean for Finances



Source: P. Vlahović

About Zagreb

City of Zagreb is the capital and largest city in the Republic of Croatia. It is a cultural, scientific, economic, political and administrative centre of the Republic of Croatia with seat Parliament, President and Government of the Republic of Croatia.

Area: 641 km²

Population: 800.000 (data from 2011)

History in brief: Written documents first mention Zagreb in 904, with founding of the Diocese.

In 1242, Zagreb (then Gradec) was proclaimed Free Town of the Kingdom by the Golden Bull of the Croatian-Hungarian King Bela IV. In 1577, Zagreb was for the first time mentioned in written documents as the capital.



Source: www.zagreb.hr



In 1669, Jesuits found the first gymnasium and Academy. The year is taken as the year of establishment of the University of Zagreb.

In 1776, seat of Croatian King's council (Government) moves from Varaždin to Zagreb. On June 25, 1991, Croatian parliament proclaims independence and sovereignty of the Republic of Croatia. Zagreb becomes the capital.

MUSEUMS AND EXHIBITIONS

Archaeological Museum, Meštrović Atelier, Croatian House of Visual Artists, Ethnographic Museum, Gliptoteka HAZU – Sculpture Museum of the Croatian Academy of Science and Arts, Hunting Museum, HT Museum (telecommunications and postal traffic), Croatian History Museum, Croatian Sports Museum, Croatian School Museum, HAZU (Croatian Academy of Sciences and Arts) Department of Prints and Drawings, Modern Gallery, Zagreb City Museum, The Mimara Museum, Museum of Arts and Crafts, Museum of Contemporary Art, Klovićevi Dvori Museum Gallery Centre, Strossmayer Gallery of Old Masters, Technical Museum, Museum of Broken Relationships, Art Pavilion.

EVENTS

Eurokaz (The International Festival of New Theatre), Zagreb Philharmonic Orchestra Festival, The world festival of animated movies, Floraart (International flower and garden show), International folklore festival, Music biennale Zagreb, Week of modern dance, Zagreb Histron Summer and other theatre performances and concert hall events.

SPORT AND LEISURE CENTRES

Hippodrome, Jarun Lake, Budek Lake, Maksimir Park, Medvednica (Sljeme) Nature Park, Mladost Sports Park, Šalata Sport Centre; Ice Rinks: Dom sportova Šalata and Velesajam; swimming pools: Mladost, Utrine, Dom sportova; Ski Resort Sljeme (10km from downtown)

University of Zagreb

www.unizg.hr

Address:

University of Zagreb

Trg maršala Tita 14, Zagreb

Phone: +385 1 4564111

e-mail: unizginfo@unizg.hr



The University of Zagreb (Universitas Studiorum Zagrabiensis) is the biggest and the oldest university in Croatia as well as in South-East Europe. The university was founded in 1669 by King Leopold I who issued a decree granting the status and privileges of a university to the Jesuit Academy. The university now consists of 29 faculties, three art academies and the University Centre "Croatian Studies". Over 50,000 students attend study programmes in fields of Biotechnology, Biomedicine, Social and Humanistic Sciences, Natural Sciences, Engineering and Arts. Complete information can be gotten at the University web site **www.unizg.hr**

University profile at the University website Past, Present & Future - University Leadership - Vision & Mission - Basic Statistical Data - Academies & Faculties of the University of Zagreb - Organisational Units & Other Supporting Institutions

General facts on **Faculty of Veterinary Medicine** – Zagreb

Faculty of Veterinary Medicine, University of Zagreb was founded in 1919 as a four year college. On 7 December 1924 the school was renamed into the Faculty of Veterinary Medicine and it became a part of the University of Zagreb. Since then it has been the only faculty of that kind in the Republic of Croatia. The Faculty comprises a number of premises; lecture and teaching rooms, computer laboratories and laboratories and facilities where large and small animals are kept. Well equipped infrastructure provides conditions for scientific research, teaching as well as cooperation with the economic sector (agriculture, biotechnology, animal origin food production). Striving to achieve international high teaching standards the Faculty has been successfully evaluated and approved by EAEVE (The European Association of Establishments for Veterinary Education) since 2002. The changes appointed by the EAEVE expert team are included in the new curriculum. Also, all the ISO 9001 Bureau Veritas criteria concerning the quality control are met and Faculty possess its valid certificate.

Teaching, scientific and highly skilled activities of the Faculty are based on the work of departments and clinics integrated



Source: Bregš

since academic year 2005/06 into four departments: Basic and Pre-clinical Sciences Division, Animal Production and Biotechnology Division, Clinical Division and Veterinary Public Health and Food Safety Division. The fifth department, Management, Chairs and Technical Services besides an office manager and accounting, also include IT section, Central library as well as Chair of Foreign Languages and Chair of Physical Training.

Since the beginning of the academic year 2005/06 the Faculty of Veterinary Medicine of the University of Zagreb has been implementing the new curriculum entitled University study of Veterinary medicine. The study lasts for six years (12 semesters) – 360 ECTS points.

Experiences at and recommendations by a number of leading veterinary institutions of higher education in the world, particularly of the European Association of Establishments for Veterinary Education (EAEVE), were acknowledged in drafting the new curriculum. Most teaching such as lessons, seminars, practical work and other forms of consultations are performed within the Faculty tract situated in the south east Zagreb.

The premises include 12 buildings with teaching rooms, student practicum, laboratories and computer laboratories. Completely refurbished large lecture room with the most sophisticated equipment offers an opportunity for multimedia and teleconference presentations. Moreover, better working conditions have been achieved due to involvement in a framework of IVSA-Croatia (International Veterinary Students Association) and Equus (Veterinary Medicine Student Association) activities by recently remade student premises.

European Association of Establishments for Veterinary Education (EAEVE)



<http://www.eaeve.org>

Presentation of the **VEFUNIZG at UNIZG Fair**



TWO-CYCLE STUDY SYSTEM IN REPUBLIC OF CROATIA

University study at the Faculty of Veterinary Medicine in Zagreb

INTEGRATED UNDERGRADUATE AND GRADUATE STUDY		TOTAL 360 ECTS
1st year		60 ECTS
2nd year		60 ECTS
3rd year		60 ECTS
4th year		60 ECTS
5th year		60 ECTS
6th year		60 ECTS



More about study of Veterinary Medicine

PhD STUDY		TOTAL 180 ECTS
1st year		60 ECTS
2nd year		60 ECTS
3rd year		60 ECTS

More about PhD study

Academic information at the University website

Types of study programmes – Student Progress Assessment - Academic Calendar – Studies & Courses

Reallocation of ECTS credits in the new curriculum according to subjects/sciences and relationship between obligatory and elective subjects.

Subject(s)	Number of ECTS per subjects/sciences	Percentage of the total number of ECTS
1 - Basic subjects	19.5	5.855 %
2 - Basic sciences	77.5	23.27 %
3 - Clinical sciences	169	50.75 %
4 - Animal production	31	9.31 %
5 - Public health	12.5	3.75 %
6 - Professional knowledge	23.5	7.06 %

333 ECTS (obligatory subjects) + 27 (elective subjects) = 360 ECTS

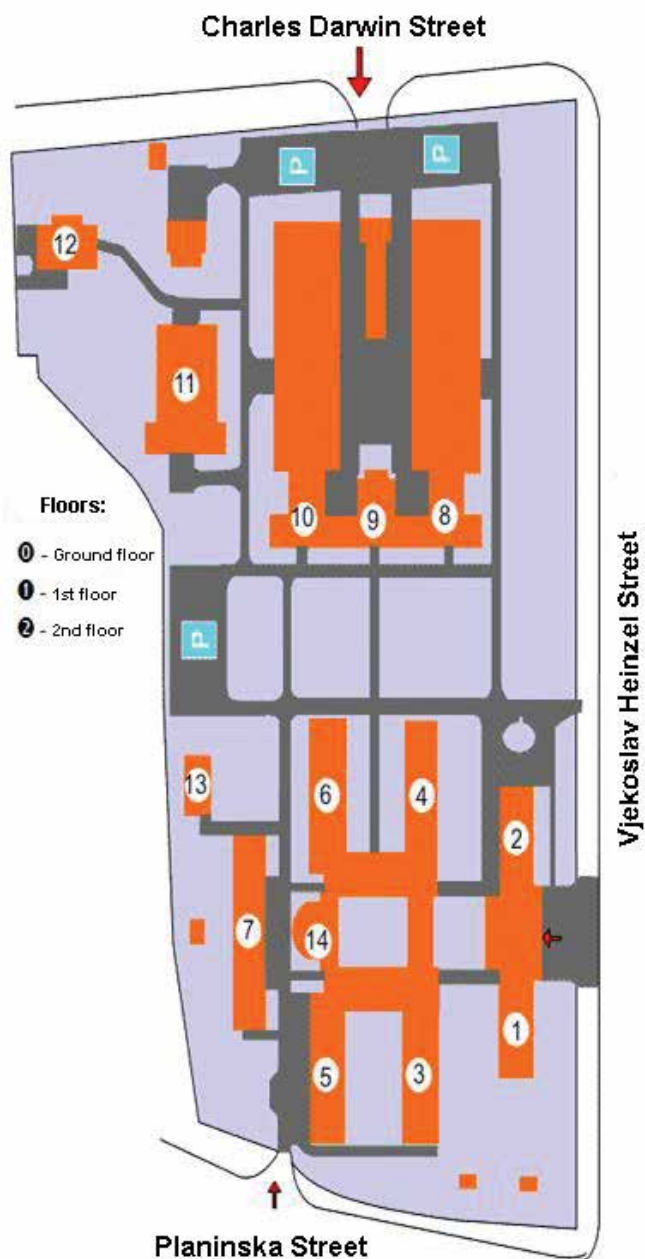
A STUDENTS' MAP OF CROATIA



ZAGREB - FACULTY OF VETERINARY MEDICINE IN GOOGLE MAP



MAP OF LECTURING HALLS



Building	Organizational Unit
5	① Outpatient mobile clinic
1	① Deanship
2	① Department of Veterinary Economics and Analytical Epidemiology
2	① Department of History and Ethics of Veterinary Medicine
10	① Surgery, Orthopaedics and Ophthalmology Clinic
8	① Reproduction and Obstetrics Clinic
8,9	① Internal Diseases Clinic
7	① Department of Microbiology and Infectious Diseases with Clinic
2	① Library, Informatics Support Center
6	① Chair of Foreign Languages
6	① Chair of Physical Training
1	① Student Office
5	① Department of Anatomy, Histology and Embriology
6	② Department of Animal Behavior and Animal Welfare
2	② Department of Biology
1	① Department for Biology and Pathology of Fish and Bees
1	① Department of Game Biology, Pathology and Breeding
3	② Department of Pharmacology and Toxicology
1	② Department of Physics and Biophysics
3	① Department of Physiology and Radiobiology
4	② Department of Hygiene and Technology of Foodstuffs
6	② Department of Animal Nutrition and Dietetics
6	① Department of Chemistry and Biochemistry
4	① Department of Microbiology and Infectious Diseases with Clinic
6	① Department of Veterinary Pathology
9	① Department of Parasitology and Parasitic Diseases with Clinic
6,13	② Department of Poultry Diseases with Clinic
3	① Department of Pathophysiology
11	① Department of Radiology, Ultrasound Diagnostic and Physical Therapy
7	① Department of Forensic and Judicial Veterinary Medicine
4	① Department of Animal Husbandry

Where to get a **coffee** or **snack**

Caffe bar Benston and Sedmica / Planinska 7

Plaza Bar, coffee shop / Nemčićeva 7

Batak grill Kvatrić, restaurant, coffee shop / Vlaška 115, 10000 Zagreb

Billa, grocery store, ATM, meals to go / Banjavčičeva 13

Super Konzum - grocery store, ATM, newsstand, clothes and shoe shops / Ulica grada Vukovara 275 and Radnička cesta 49

Pan-Pek Bakery / Planinska 2C

McDonalds, restaurant and coffee shop / Heizelova 65

Bon Appétit, restaurant and coffee shop / Heizelova 62



Public Transportation

The great thing about the city is how you can really get everywhere on foot! That being true, if you're not living in the immediate downtown or need to get out to the Jarun Lake or Maksimir Parks or just want to check out the tram system you might want to acquire a student tram pass. These passes are issued at any of the 13 Zagreb municipal transit system, Zagrebački električni tramvaj (ZET) and offices. The best bargain is with monthly or yearly pass. However if you are not ready for such a commitment you can get single or 24-hour tickets at a newsagent. In any case make sure you are covered because ZET controllers issue unpleasantly steep fines to riders without valid tickets.

There are three ways of public transportation in the City of Zageb – trams, buses and city railway. Zagreb Electric Tram (ZET, www.zet.hr) together with Croatian railway (www.hz-net.hr) conduct the public transport in Zagreb.

How to get a monthly or annual ticket ("pokaz") for Zagreb local transportation?- take a form for a monthly or annual ticket at one of the ZET main tram stations, such as at Borongaj final stop, at Remiza, Dubrava or in Marić passage which is close to Jelačić square, entrance from Gajeva or Praška - confirm the form containing a photo 3x3,5 cm

in Students office at the Faculty - submit the confirmed form, "iksica" card and Students grade book "indeks" into one of the listed ZET offices to get your ticket printed. Issuing costs 30 kuna.

Student annual tickets are issued in October in the following ZET offices:

	from Monday to Friday	Saturday
ZET, Ozaljska 105, entrance East	7.30 am – 6 pm	8 am- 4 pm
BORONGAJ, tram terminal	10 am – 6 pm	8 am -4 pm
ZAPRUĐE, Ulica Zlatka Balokovića bb	10 am – 6 pm	8 am -4 pm
DUBRAVA, ZET terminals	10 am – 6 pm	8 am -4 pm
SAVSKI MOST, Savska bb, tram terminal	10 am – 6 pm	8 am -4 pm
TRG MAŽURANIĆA, Trg Mažuranića	10 am – 6 pm	8 am -4 pm
ČRNOMEREC, tram terminal	10 am – 6 pm	8 am -4 pm

At other times, student annual tickets are issued in:

- Marić passage, Mon to Sat, 6.30 am - 8 pm
- Ozaljska 105, Mon to Fri, 7.30 am - 6 pm

To get more information call ZET, phone: +385 1 36 51 478 or 36 51 479. Visit ZET website for useful information:

<http://www.zet.hr/>.



ZET PASS

To get a pass for the trams and city buses, you need to fill out a form which you can get at the student office or from the ZET website. Your form and 2 passport-sized photos need to all be stamped at the student office. Afterwards, take the filled-out form, the photos, and your Indeks to a ZET office and they'll issue you a pass. You can find the complete listing of offices and their hours on the ZET website.

ZET INFO

www.zet.hr

You may want to use the 'translate' feature of google to more easily navigate this site: it has loads of useful information! ZET pass form: „Đačka i studentska“

ZET office hours and locations: „Upute za izdavanje i obnovu valjanosti pretplatnih kartica“

TAXI

Zagreb has many taxi companies. If you find your preferable firm, learn about its emblem on the vehicle's roof. This is important because some firms share the taxi spots around town. Certain drivers might offer you their mobile phone number, so if you are pleased with their specific service, you can hire them again.

Generally, the service won't charge you extra for baggage, driving at night or driving on a holiday. However, if you wish to drive with a pet, mention it while ordering the cab. The operators are usually familiar with foreign languages, so you should not have much trouble in communication.

Let's see what Zagreb main taxi services has under their hoods.

1. Taxi Cammeo Zagreb

www.taxi-cammeo.hr

It's white with yellow tracks cars and characteristic racing chessboards. Cammeo relies heavily on commercials, their vehicles are usually plastered with stickers and signs for products not necessarily related to transportation.

Cammeo charges 15 HRK for starting the service, and the first 2 kilometers of transportation are free of charge. Each additional kilometer costs 6 HRK. You can contact them at 1212.

Generally speaking, financially, Cammeo pays off more for shorter distances, Radio Taxi Zagreb for longer routes.



2. Radio Taxi Zagreb

<http://radiotaxizagreb.com/en/>

Cars with blue sign on the roof, phone: 1717. Starting rates are fixed at 10 HRK, the price per kilometer is 6 HRK per km.

With over a thousand vehicles and hundreds of taxi spots all over Zagreb, they reach customers in under two minutes after a call. The drivers are locals who know city pretty well and will generally get you where you need to go the quickest way possible, without the use of GPS, maps, or other aids.

3. Eko Taxi

www.ekotaxi.hr

Their mission is to provide an environmentally-friendly transportation service. Eko Taxi backs its words up with the ideal with state-of-the-art Toyota Prius vehicles. Their feature hybrid cars at lower speeds are powered by electricity. You can contact the service by calling 1414 or 060 77 77. Eko Taxi will charge you 8.80 HRK for initial costs, and 6 HRK per 1 kilometer.

4. Taxi Zebra

www.zebra-taxi.com

You can contact the service by calling 072 900 900, 060 7557

Starting rates are fixed at 8.50 HRK, the price per kilometer is 5.90 HRK/km.

5. Uber Zagreb


www.uber.com

Uber is the another way to get around Zagreb. Download the app and get a ride in minutes.

Bus transport

www.akz.hr

The Central bus station (Autobusni Kolodvor) is located close to our Faculty, approximately 20 minutes walk, or 4 stops by tram. Timetable information and prices can be found on the AKZ website. Numerous Croatian and International coach operators maintain scheduled lines covering all major croatian and european cities. All bus lines connecting Zagreb to other cities and countries depart from Central Bus Station located at Avenue Marin Držić 4. There you can find Information Service, providing you with the informations about arrivals and departures from Zagreb station, information on arrivals and departures from other stations in Croatia and Europe. Left luggage facility is open 24 hours located up the small staircase to the right of the main hall for 5HRK/hr. The bus station information can be reached by calling 600 8 600, 060 31 33 33.



Railway transportation



www.hzpp.hr/

All the information you might need can be obtained by calling 060 333 444, 3782 583 or you can send an inquiry by email informacije@hzpp.hr.

The info desk is located between the main hall and domestic ticketing area. Time table can be checked on line. Left luggage facility are available 24 hrs and are to the left of the main hall. Each piece of luggage costs 20kn/day.

Zagreb International Airport

www.zagreb-airport.hr

Located 17 km out of town, a magnificent new building of the Zagreb International Airport "Franjo Tuđman" (named after the country's first president) is the main international airport in the country.

A major construction project was underway during recent years to build completely new airport building, second runway and luxury on-site hotel at Zagreb International Airport.

There are buses that run between Zagreb Airport and the Central Bus Station. If coming by tram, cross over to the bus station side, and turn right. Walk north (towards the railway line) to the end of the bus station, with the shops on your left. The very end part of the labelled building, that's the part you want. Walk through the ticket office and out to where the bus goes from. Buses leave every 30 minutes. Pay the driver on boarding (30 HRK or 5 EUR one-way), the journey time is around 30 minutes.

Buses leave according to flight schedule from outside the international arrival area.

Wireless internet is available throughout the airport. First 15 minutes are free, after that you have to buy vouchers.

The area before check in stays open 24h.

For additional information check the airport website, call 060 320 320 or write an email to info@mzlj-zagreb-airport.hr

INTERNET & PHONES

You will need the internet to stay informed about courses and faculty events and to register (or cancel) your exam dates. Most lectures & seminars are also available online. There are computers available in the Central library (the main floor of the administration building). To log-in to the computers at the faculty, you will need a log-in name and a password, both of which you'll receive during your first few weeks of stay.

INTERNET CAFES/WIFI CAFES

If you need the net while off-faculty, here are a few easy-to-find spots:

Caffe bar Benston and Sedmica, Planinska 7

Plaza Bar, Nemčićeva 7

Kim's Coffee, Petrova 21

Booksa, Martićeva 14d

Caffe Leone, Kvaternikov trg 11

Caffe bar Giardini, Heinzelova 8

VIP internet café, Trg Petra Preradovića 5

Internet Corner (VIP online), Miramarska 36

ART Internet caffee, Tkalčićeva 18

Ergonet Internet Center, Badalićeva 26

Aquarius Net, Kralja Držislava 4

Iskon internet – KIC, Preradovićeva 5

SubLink, Teslina 12

IN-HOME INTERNET AND MOBILE PHONE SERVICE PROVIDERS

If you don't already, you will find your mobile phone to be indispensable while in school. You can get a Croatian SIM card from any service provider at the nearest newsstand where you can also add credit in a 'pre-pay' fashion to your SIM.

Any phone or internet service which you'd like to have at home will likely need to be in your landlord's name. Many of them offer a wi-fi connection in their flats.

T-mobile: www.t.ht.hr

VIP: www.vipnet.hr

Tomato: www.tomato.com.hr

Tele2: www.tele2.hr

MAKING CALLS

For those of you already familiar with the European phone system, this section may have little to offer. If not, there are a few things to know about making calls in Croatia. Firstly, whether you're dialing to or from a land-line or a mobile will affect how you dial.

Country Code for Croatia: 385; Zagreb City Code: (0)1

Calling a Zagreb Landline (e.g. +385 1 23 90 111)

From another ZG-Landline: no prefix (23 90 111)

From a Croatian mobile: prefix (01 23 90 111)

From landline outside of Zagreb: prefix (01 23 90 111)

From any phone outside of the country: state and city prefix (+385 1 23 90 111)

Calling a Zagreb Mobile (e.g. +385 91 23 90 111)

*each mobile carrier has a specific 3-digit code (e.g. 091, 092, 095, 098, 099)

From a ZAG-Landline: mobile code (091 23 90 111)

From a Croatian mobile on the same carrier: mobile code (091 23 90 111)

From a Croatian mobile, different carrier: mobile code (091 23 90 111)

From any phone outside of the country: state and mobile code (+385 91 23 90 111)

Calling from a pay-phone

You will need a T-com phone card in order to make calls from a pay-phone. These cards are usually available in 15 and 50 kuna denominations at any newsagent.

DINING

Zagreb has everything you need for any style of cooking at home or dining out. You're sure to find your own favorites, but here are a few spots whose names you'll likely hear:

Pivnica Medvedgrad: Tkalčićeva 36 (Croatian meals)

Nocturno: Skalinska 4 (Italian)

Boban: Gajeva 9 (Italian)

Pizzeria Dvojka: Nova Ves 2 (Italian)

Good Food: Nikole Tesle 7 (salads/sandwiches)

Burgeraj: Preradovićeve 13 (fast food)

Pingvin: Nikole Tesle 7 (sandwich bar, 24/24)

Ribice i tri točkice: Preradovićeve 7/1 (seafood)

Vinodol: Teslina 10 (croatian)

Nishta and California Burrito: Masarykova 11/1 (vegetarian, mexican)

Zrno bio bistro: Medulićeve 20 (vegetarian)

Restaurant Mr. Chen - Asian World: Ulica grada Vukovara 269D (Chinese)

Takenoko sushi bar: Nova Ves 17 (Japanese)

Opium: Branimirova 29 (Thai)

Ali Ke Baba: Martićeva 72 (kebab)

Mex Cantina: Savska Cesta 154 (Mexican)

Batak grill: Vlaška 115 (Croatian)

La Struk: Skalinska 5 (Croatian)

Cušpajz: Gajeva 9 (Croatian)

Capuciner grill & steak: Kaptol 6

Fine torte: Vlaška 31 (dessert, coffee shop)

Vincek: Kvaternikov trg bb (dessert, coffee shop)

More on www.tripadvisor.co.uk/Restaurants-g294454-Zagreb_Central_Croatia.html

STUDENT RESTAURANTS so called “kantinas” or “mensas” (the student dining halls)

Meals, cafe, refreshments and cakes at affordable prices are served in student restaurants and cafeterias run by the Student Centre University of Zagreb. Services and offerings may vary in over 20 restaurants at various locations in the city, one of which is found at Faculty of Veterinary Medicine. **The biggest student restaurant is located in the Student Centre, Savska 25.**

At the time of publication, the kantina discount prices are available to students who have a Croatian nationality, as being subsidized by Croatian ministry of science. These discount dining facilities will hopefully become available to all students of the faculty in the near future. Until then, you will have to pay a full price for meals at student restaurants; a complete meal will cost you approx. 20 HRK.

BOOKS

The curriculum booklet you receive at the welcome meeting provides course descriptions and the required textbooks for the up-coming year. While some students opt to purchase their books from amazon.com, abebooks.com or from their local university bookstores before arriving in Zagreb, the majority of students will use Algoritam Bookshop to order their books. It is located a few steps from Trg bana Josipa Jelačića right beside Hotel Dubrovnik at Gajeva 1. English language books are located in the lower level. You will find a corner dedicated to medical books. Books not in stock may be ordered at the store in the lower level and arrive within 2-3 weeks. Students receive a 10% discount upon showing their grade book Indeks. Remember to network with senior year student for advice on which textbooks may be better than others, or which textbooks are really, truly required. Maybe some are open to selling or lending their books. Everyone has an opinion, so ask around to find out and make an informed decision.

STUDYING IN THE LIBRARY

If you're not for studying at home, there are some options around the city.

Nacionalna i sveučilišna knjižnica, The **National and University Library** (www.nsk.hr) is located on Hrvatske bratske zajednice 4 (behind the railway station). It is open Mon-Fri 08.00h-20.00h,

and on Sat 08.00h-15.00h. Evening hours: Mon-Fri 20.00h-24.00h. Students need to present a form of personal identification (ie. passport) and grade book Indeks to register. There is also a 40 HRK yearly membership fee. Before you enter the actual reading-area, you have to leave your bag and coat at the wardrobes. There are several floors and before exam periods it gets really crowded, so don't be surprised if you wait in line to check your bag, or don't get a spot if you are not there early. You will need to sign-up if you wish to study during evening hours, as there is a limited amount of seats then.



Knjižnica Filozofskog fakulteta, The Faculty of Humanities and Social Sciences Library is at Ivana Lučića 3 (www.knjiznica.ffzg.hr). The reading rooms are free for everyone to use. They are open Mon-Fri 7.30-20.00h.

The Zagreb City Libraries, Knjižnica Grada Zagreba, are smaller libraries that are located all over the city (www.kgz.hr). Most of them are open Mon-Fri 08.00h-20.00h, Sat 08.00h-14.00h. Here are some of their addresses (find more at www.arhiva.kgz.hr/mreza/maticna/mat_zgb.asp):

Gradska knjižnica: Starčevićev trg 6

Knjižnica Dubava: Av Dubrava 51a

Knjižnica Medveščak: Trg žrtava fašizma 7

Knjižnica Novi Zagreb: Ul. Božidara Magovca 15

Knjižnica i čitaonica B. Ogrizovića: Preradovićeve 5

Another option is the study hall at the Student Dorm Cvjetno naselje located on Odranska 8. The third pavilion offers a medium sized quiet study area. As with all the others, make sure to go early in order to get a spot. As this is intended for the students living at the dorm it might get tricky to get in, but if you wait a bit somebody will eventually walk by and help you.

Library and Learning Resources

At the time the School of Veterinary Medicine in Zagreb was founded at Savska cesta 16 in Zagreb in 1919, a library was simultaneously established as its integral part. The Faculty Library was included in the University of Zagreb Library System. Nowadays, the Library is located at the same building as the Faculty, on the ground floor of the main building of the VEFUNIZG at Heinzelova 55. Nowadays, the FL is an organizational unit of the Faculty for educational purposes, that is, it operates as an internal library. Library area is composed of reading room for students, a reading room for teachers, a working area for librarians and employees and a storage room for books and journals. Also, apart from the reading room within the library, the students are free to use a special classroom built and organized under the total area of the Library ("studentske prostorije").

Activities of the Library serve for the following purposes:

- building and maintenance of book stock (procurement of books, care and maintenance of books, physical protection and restoration of books, discard of redundant book stock);
- design and maintenance of library catalogue (cataloguing);
- professional services (inventory services, classification, content analysis, technical maintenance) of the stock according to bibliographic methodology;
- design of catalogue and data base, that is bibliographic information system;
- managing storage of separate collection of graduation, M.Sc. and Ph.D. papers and thesis (dissertations);
- active participation in user's education (providing information by telephone, assisting in data search, search retrospective);
- selective dissemination of information, interlibrary loans according to the rules of interlibrary loans, the library serves as a mediator between users and other libraries and institutions in providing the students information on other libraries and institutions available;
- providing professional veterinary-bibliographic information related to didactic and scientific purposes according to availability of information in internal and external data sources;
- revision and write-off of book stock;
- networking of the library;

- usage of book stock (for reading in the reading room or borrowing);
- providing help to users in data search and usage of library resources as well as other library activities;
- providing expert information (personally or by telephone/mail) as well as help in selection of technical and scientific literature covering all the areas of veterinary medicine;
- distributing didactic material published by the Faculty to domestic and foreign libraries (*Commonwealth Agricultural Bureau International*);
- providing individual expert consultations on usage of data source (library staff does not conduct group education in the area of library-bibliographic informative activities);
- enabling e-learning and access to internet on computers located in the library;
- organizing education of library staff on usage of professional literature off line and on line;
- providing photocopying services for teachers;
- Organizing exhibitions of didactic material and material acquired through donations according where possible.



The Faculty's Library Source: Đ. Stubičan



Museum of Veterinary Medicine History

The Museum of Veterinary Medicine History was established in 1936 by a Decree. In commemoration of 90th anniversary held on November 13th 2009, the VEFUNIZG printed an addition to the knowledge on history of veterinary medicine in Croatia a "Collection of Veterinary Medicine Instruments from the MVMH". The processed collection is situated in the MVMH at the VEFUNIZG. The collected stock in the Museum is sorted in sections of archive stock, veterinary medicine and similar texts, collection of veterinary medicine instruments and collection of horseshoes. Veterinary medicine instruments that were most significant to the development of veterinary medicine science and practice are described in the published monograph.



Source: Bregeš



MUSEUM OF PATHOLOGICAL ANATOMY

Museum collection has been situated in the adapted connection annex of two rear wings of the backyard building, on the second floor since 1952. With its rich collection of preparations (around 3.000) it can be described as one of the best equipped pathological and anatomical collections in the Europe, not only according to its quantity, but also by its numerous rare specimens. Besides the collection of macroscopic preparations, there is a collection of histological material blended in paraffin, as well as histological preparations. The Department has a collection of enviable documentation material described in dismembered and histological protocols. This written material actually shows the real development of pathological anatomy and histology, as well as expert and scientific work of the Department. The volume of this written documentation shows the intensity and efforts of the staff of the Department in the field of veterinary pathology and veterinary profession in the country.

MUSEUM OF THE DEPARTMENT OF ANATOMY, HISTOLOGY AND EMBRIOLOGY

Throughout the years, the Department of Anatomy, Histology and Embryology has assembled a significant number of skeletons of various animal species (primarily mammals and birds), which are exhibited in the department's museum on the first floor of the building.

Departments' and clinics' libraries

Particular departments' and clinics' libraries had been established mainly during the years of foundation of a certain department or clinic which independently maintain their own libraries. Each of these libraries has a separate room with separate library stock and possibilities for work. With all the departments and clinics, these libraries are available to users mainly during working hours of the Faculty.

The main library and 23 departments' or clinics' libraries are not connected by network, so the Library does not have the complete data on their library stock. Each Department or Clinic independently runs its library and proscribes the availability of their library stock, mainly during working hours of the Faculty. Most of them have separate premises for the library fund and work, but not all of them have a professional librarian employed.

Internet at the Faculty of Veterinary Medicine

The Faculty of Veterinary Medicine is connected to the Internet by **Croatian Academic and Research Network (CARNet)**. Computers can be used in the Library Reading Room and at student premises (**Equus** student club). Password is not needed for the access. Apart from those personal computers, there are computer classrooms which are mostly used for teaching. Undergraduate and graduate students are entitled to use public computers at the Faculty, to obtain their AAI@Edu.hr (EduRoam) identity (which is used as “electronic identity”), e-mail address as well as personal web page at the Faculty server. AAI@Edu.hr (EduRoam) electronic identity enables access at reduced price to a number of services, such as:

- scientific and research papers databases access (<http://bib.irb.hr>)
- CARNet public modem Internet access
- Mobile CARNet services (wireless Internet access powered by Vipnet service provider)
- XCARNET service (wireless access by B.net cable television network)
- MetroCARNet service (Metronet service provider)

Read more on the above listed services at www.carnet.hr and www.vef.hr/ict. A number of accessible services with e-identity has been constantly increasing.

Users account for listed services, AAI@Edu.hr identity and personal e-mail address can be obtained at IT Department (within the Library) by producing a studnet grade book (“Indeks”) or student ID card (“X-card”, “iksica”).

Exams & other Essentials

X-card

This is your official student ID card. For students with a Croatian citizenship, this card also serves to provide discounts at students' restaurants and coffee shops ("kantinas"). During your first days in Zagreb you will have your photo taken (and it's the same photo you will have during the whole of your stay, so smile pretty!) and the card will be available approximately a week later.



LMS

This is the official communication site for all courses during all years of study. You'll be given a username and password during your first weeks here, so as soon as you can, log-on and get familiar with all its features. The administration regularly posts important announcements here and documents such as course outlines and schedules are available for download. Some professors also provide course materials and use other interactive features of the site.

E-MAIL

This is the official school email account: SquirrelMail. This account requires the same username and password as LMS. Some professors require you to use this address when contacting them and any new info posted to LMS routes an announcement here. If you already have an email address that you use and love, you may find it most convenient to re-route your SquirrelMail into your existing account.

STUDOMAT

www.isvu.hr/studomat

Studomat is the website where all your information as a student is held and updated. The student ID number located on your indeks and x-card is the 'user name' you will use to log-in to this site.

All exam terms are posted on studomat. Students MUST „sign-up“ here for their exams, usually 7 days in advance. Cancellations are also made via studomat and are usually allowed up until 3 days prior to the exam.

GRADE BOOK (“Indeks”)

This thin, dark blue book is the permanent record of the courses in which you’ve been enrolled and the grades you’ve received at their completion. It is as essential as your passport: take good care of it! You’ll need it in order to enrol the courses, to take your exams, to apply for your permission to stay, and any other time you need proof that you’re a full time student (such as receiving the student rate for your tram pass).

Usually during the last few days of a course, students are required to present their indeks to the course co-ordinator for his or her signature. Obtaining this signature allows you to apply for the final exam. Eligibility for these signatures typically depends on class attendance and activities. When you pass an exam, the examiner fills in your grade and signs your indeks one more time. So remember to bring your indeks to both written and oral exams!

EXAMS

Each course typically has a final exam during previously accorded exam terms, consisting of a written (usually multiple choice questions) followed by an oral exam as the requirement for passing the course. Eligible students have 3 chances to pass all parts (ie, you must pass both the written and oral portions within your 3 tries). In case a student fails 3 times, he or she may have a last chance to take the exam by going to komisija, an oral exam in front of a committee of several professors. This applies to most, but NOT all courses. Be sure to listen for the particulars of the exam at the start of each course.

ECTS

(European Credit Transfer and Accumulation System) – The European system for the collection and transfer of credits assigned to courses and particular students’ tasks (eg, seminars, activities during practicals or tutorials) on the basis of a degree of workload for certain students’ study obligations. Credit systems are based on various criteria such as the importance of a subject or the number of contact hours in a course; ECTS credits describe student workload in terms of time employed to complete a course or a course unit. This represents an approach to European learning and teaching which places the student at the centre of the educational

process. The workload of any official learning activity completed can be expressed in credits and can be placed on a student's transcript of records. In the calculation of workload the following items play a role: the total number of contact hours for the course unit (number of hours per week x number of weeks); preparation before and finalising of notes after the attendance of the lecture / seminar; the amount of further independent work required to finish the course successfully, etc. Independent work can contain the following items (the collection and selection of relevant material, reading and study of that material, preparation of an oral or written examination, writing of a paper or dissertation).

Courses which bring more credits, are generally more complex, with more lectures and tutorials, require more preparation and independent work, but also allow to acquire a greater degree of knowledge and skills. In one academic year, a full-time student can earn 60 credits by completing his/her student obligations (attendance at lectures, seminars, tutorials, writing papers, taking partials, exams ...). The aim of ECTS is also to facilitate the student's mobility within the exchange programs of for students who want to continue his/her studies on other high education institution or study program with possibility of recognition of credits already earned.

PAPERWORK

Keeping up-to-date with the paperwork requirements in a new country is never easy but it's worth the peace of mind. As foreigners arriving to a new country, it is our responsibilities to be aware of laws and regulations pertaining to our stays. However, any current student understands that this is not easy and we'd like to do our best to help this process along for you. Here is our interpretation of the rules, processes and expectations along with what we hope are some useful websites.

If you are non-EU citizen don't forget to have your passport presented (in case of visa, you should get the stamp) at the border when you arrive! Avoid the hassle by asking the border guard to kindly stamp your passport!

EU citizens need to present a national ID.

The official source of the latest information regarding the documents required of foreign residents during their stay is always Ministarstvo unutarnjih poslova, the Croatian police („MUP“) whose main station is located at Petrinjska 30. Their telephone number is +385 1 45 63 623. You can find lots of helpful and the most up-to-date information on their website (www.mup.hr). (This is another website where the translate feature of Google can be very helpful!)

OIB

www.oib.hr

Shortly after arriving in Zagreb, you should get your national identity number "*osobni identifikacijski broj* – OIB"). You'll need this for many purposes including registering for classes in September. You can apply in-person at Draškovićeva 15 or on-line: <http://oib.oib.hr/SaznajOibWeb/fizickaOsoba.html>.

TEMPORARY RESIDENCE PERMIT

Be sure to check for info the latest on paperwork requirements and useful downloads on the portion of the MUP website pertaining to foreigners. The English version site is available at www.mup.hr/120009.aspx. Everything is quite well explained on the site but here's a summary of what you'll find. All foreign students staying in Croatia must obtain a „Temporary residence permit”. The permission is valid for one year after which time, a renewal application is submitted. All applications can be submitted at MUP in Zagreb. All documentation must be in Croatian, using official translations when needed and none can be more than six months old. The students, who need a visa for entry in Croatia, should submit the request to a respective Croatian diplomatic mission, while the students who do not need a visa, may submit their requests in the police station in Zagreb.

For additional information, a contact-person from Zagreb's Police Department is available at tel. +385 1 45 63 623.

While waiting for your permission to stay, you will be able to stay in Croatia legally on the visa. Be sure to check the Croatian visa requirements for your country. One month before the Permission expires, you'll need to be in Zagreb in order to resubmit similar documents and paperwork as in your initial application.

Something not mentioned on the pages of the MUP website but can be found in the „Aliens Act” which is available on the site for download, is that once you are the bearer of a Temporary residence permit, you will not be allowed to leave Croatia for more than 30 days at a time in order for your Permit to remain valid.

Another important piece of info that's not explicitly stated is that while you have a Temporary residence Permit, you will be required to participate in the Croatian National Health Plan. Don't be surprised during your renewal application process when you're asked for a biljeg. This is a stamp that shows you've paid a small fee to the state for handling some paperwork. You can buy them at most Tisak news agents' stands. You'll need one at the tax office for your

proof of having paid your health insurance and you'll also need one when submitting your application for renewal at MUP. It's a little tricky to know how to handle these as you may encounter that a price has changed from year to year and you'll only really know how much you owe once someone asks you for one. To be safe, check the MUP website for their current price of paperwork handling (they refer to it in English as a „revenue stamp“) and arrive at MUP with a biljeg paper clipped to your application. In all other cases, wait until you're asked for one before dashing to the nearest Tisak.

HEALTH INSURANCE

www.hzzo.hr

Once you've received your Temporary Permission to Stay, you are required to participate in the national health insurance plan *Hrvatski Zavod za Osiguranje* (HZZO). In order to do so, you'll need to visit the insurance office at Klovićeva 1 (0800 79 79) with your passport, indeks and proof of address (ie. your registration of address from MUP).

There are two parts to the health insurance plan.

-Required: The basic coverage („the white card“) covers most of your medical costs but will require you to pay some portion, depending on the services. For example, a simple check-up will cost about 15 kuna but additional testing (e.g. x-rays, blood work) will be quite pricey. The monthly fee for this coverage is about 420 HRK.

-Supplemental: For full coverage insurance, you can participate in the supplementary health insurance plan („orange card“, *dopunsko zdravstveno osiguranje*, 0800 79 89). This requires a lump-sum payment of 840 HRK at the start of each year and ensures that you'll pay nothing for any medical services.

After signing up for your health plan, you'll receive your health insurance card(s) in the mail as well as your bill. If you choose the additional coverage, your first insurance bill will be about 1.000 HRK and thereafter the bill for your basic coverage of 420 HRK each month. These can be paid in cash at any post-office.

TAX OFFICE

When renewing your Temporary Permission to stay, you'll need to prove that you've paid your health insurance during the previous year. You do this by receiving a form from your local tax office. Visit the HZZO website or ask a neighbor to help you find the nearest office. Your final health insurance payment for the year will be due at about the same time you'll

need to submit your renewal application for your Permission to Stay. Pay close attention to the dates so that your health insurance is paid-up before requesting your payment proof and that you have time to visit your tax office before your application for renewal is due.

Paperwork Checklist

DOCUMENTS FOR THE FIRST TEMPORARY PERMISSION TO STAY

- ☐ MUP Form A1
- ☐ Two 3x3.5cm passport-style photos
- ☐ Valid passport (and photocopy)
- ☐ Documentation of at least 1000 kuna/month during the whole year
- ☐ Health insurance valid in Croatia for at least three months
- ☐ Proof of accommodation in Zagreb (stamped by local registrar)
- ☐ Proof of studies in Zagreb (contract signed with VEFUNIZG student office)

OTHER ITEMS YOU'LL NEED WHILE IN ZAGREB

- ☐ Original High School diploma
- ☐ Passport-sized photos (there are plenty of places in Zagreb to get these)

TO-DO WITHIN THE FIRST THREE DAYS OF YOUR ARRIVAL IN CROATIA

- ☐ *Registration of Arrival and Stay* (at MUP) Any and every visitor to Croatia must do this. If you stay at a hotel or hostel, their staff does this step for you. If your passport does not require a visa for entry into Croatia, this registration of stay will serve as your 'Visa' until your temporary permission to stay is granted. Be sure to check its expiry date!
- ☐ OIB

TO-DO WHEN ARRANGING AN ACCOMMODATION:

- ☐ *Rental agreement registered at a Zagreb notary office*
Be sure anyone offering you accommodation is able to provide this formalized documentation as it is required for your initial and renewal applications for temporary permission to stay.
- ☐ *Registration of Address form*
Any time you change address, you'll need to visit MUP, show your rental agreement and fill out a form which validates this as your official residence.

DOCUMENTS FOR RENEWING THE TEMPORARY PERMISSION TO STAY

- ☐ Valid passport (and photocopy)
- ☐ Grade book "Indeks" (and photocopy of all used pages)
- ☐ Croatian Health Insurance card (and photocopy)
- ☐ Tax form documenting payment of Croatian Health Insurance
- ☐ Documentation of at least 1000 kuna/ month during the whole year
- ☐ Proof of accommodation in Zagreb
- ☐ Proof of studies in Zagreb (ask in the MSE administrative office for this form)

Other (Hopefully) Useful Information

IMPORTANT TELEPHONE NUMBERS

In case of an emergency, Croatia has implemented Europe's wide **EMERGENCY NUMBER 112** which then transfers you to police, emergency or the fire department.

192 - Police

194 - Ambulance emergency

193 - Fire department

1987 - Road help

195 - Search and rescue on the sea

18166 - Weather forecast

18981 - general info

11888 - info about local and national telephone numbers

11802 - info about international telephone numbers

Crime figures rank Zagreb and Croatia significantly lower than most of Europe. Anyhow, you should keep your eyes on your belongings at all time.

EMBASSIES & CONSULATES

A comprehensive updated list of every Embassy and Consulate in Croatia you can find at the following link: www.mvep.hr/en/diplomatic-directory/diplomatic-missions-and-consular-offices-to-croatia/

POST OFFICES

Jurišićeva 13; 4811-090 (Mon-Fri: 07.00h-20.00h; Sat: 07.00h-13.00h)

Branimirova 4; 4981-300 (Mon-Sun: NON-STOP)

RENTAL ACCOMMODATIONS

It is always a good idea to search for information on social network pages and student groups where you can find rent offers and other students looking for a place to stay and roommate (njuskalo.hr, gohome.hr, very known is Facebook group: Erasmus Zagreb 2014/2015 Official Group, rentinzagreb.com, homeinzagreb.com, sublet.com, realitica.com). You can enter search terms like „najam stana u Zagrebu od 350 eura“).

The approximate average prices You may expect:

- single room: 150-200 EUR + charges
- flat: 350-600 EUR + charges

PHARMACIES 0-24

Central Pharmacy, Jelačić square 3

Dubrava, Grižanska 4

Ilica, Ilica 301

Ozaljska, Ozaljska 1

Siget, Av. V. Holjevca 22

NATIONAL HOLIDAYS

National holidays are important to remember while living in Zagreb because, if for no other reason, you need to plan on most shops being closed and classes cancelled for that day. Be sure to ask your professors about changes to your schedule for courses that run during a holiday.

January 1: New Years Day

January 6: Epiphany

Easter and Easter Monday

Corpus Christi: 60 days after Easter

May 1: International Workers Day

June 22: Anti-Fascist Struggle Day

June 25: Statehood Day

August 5: Victory and Homeland Thanksgiving Day

August 15: Assumption of Mary

October 8: Independence Day

November 1: All Saints day

December 25-26: Christmas

You can get to know the city more by visiting Zagreb Tourist Offices or some online resources: tzgz.hr, tzzz.hr, zagreb.hr, spottedbylocals.com/zagreb, visit-croatia.co.uk/index.php/croatia-destinations/zagreb/

Academic Calendar

The academic calendar is issued by the University of Zagreb and released for each respective academic year at the University home page (www.unizg.hr).

An academic year is divided into two parts: winter semester (October 1 – February 28) and summer semester (March 1 – September 30). Winter exam term is in February and the summer one takes place from June 15 to July 15, as well as in September. The Faculty organises additional extra exam terms.

National holidays and other free days, as well as the days marked at the Faculty of Veterinary Medicine in Zagreb:

October 8	Independence Day
November 1	All Saints' Day
November 13	The Faculty Day
December 25, 26	Christmas, Saint Stephan
January 1	New Year's Day
January 6	The Magi Day
	Easter Monday
May 1	International Workers' Day
	Corpus Christi Day
June 22	Anti-Fascist Struggle Day
June 25	Statehood Day
August 5	Thanksgiving
August 15	Our Lady's Assumption

Did **you** know...?

You probably heard the one or the other interesting fact during your Croatia holidays from locals, guides or your guidebook. Despite being quite a small country, Croatia has a rich history and many special and unique places and facts.

Did you know...

... that Dubrovnik, being an independent state at that time, was the first nation to formally recognize the United States as a nation when it declared independence from Great Britain?



... that Hum in Istria with a varying population of 18 – 23 people holds the Guinness World Record for being the smallest town in the world?

... that the Dalmatian dog got the name from the south coastal region in Croatia called Dalmatia?

... that Croats had their own alphabet until the 18th century which was called “glagoljica” or Glagolitic?

... that the White House was built using stones from the Island of Brač (as well as the Parliament building and New Palace in Vienna, Austria, the parliament building in Budapest, Hungary and the Diocletian palace in Split)?

... that Croatia is the homeland of the world renowned traveler Marco Polo? He was born on the island of Korčula in 1254.

... that the tie came from Croatia? The cravat was part of the Croatian national costume and was later copied by the French as a new fashion.

... that the first hydro power plant was "Iskrice", made in Šibenik and put on the river Krka in 1895?

... that the people from Bednja, a village in the far north of Croatia, cannot understand the people from the farthest populated Croatian islands because they speak completely different dialects?



Čigoč – European Stork Village

How to find Čigoč?

If you are coming along the motorway from the direction of Zagreb or Slavonski Brod you need to get off the motorway at the Popovača exit – take the road to the right through the villages of Potok and Stružec towards Sisak – at the crossroad at which the city of Sisak is marked go straight ahead, do not go to the city, but turn to the left, towards the industrial zone – at the next crossroad turn towards the village of Lonja – then along the left bank of the Sava through the villages of Preloščica, Lukavec and Gušće to Čigoč.

The Plitvice Lakes National Park

The Plitvice Lakes National Park is home to 50 mammal species: dormouse, shrew, vole, hedgehog, pine marten, beech marten, wild boar, and others. Recent studies have determined 20 bat species living in different habitats, such as holes, caves, underneath tree bark, tree hollows, and so on. Particular interest is often aroused by the population of wolf, roe deer, red deer, wildcat, lynx, otter, and of course the brown bear from the beginning of our story, as the crown of the Plitvice animal kingdom.



Source: K. Vlahović



Source: K. Vlahović

Foreign Qualification Recognition

Pursuant to the Decree on the Amendments to the Act on Foreign Education Qualification Recognition (Official Gazette no. 138/06) which took effect on December 26, 2006, academic recognition of foreign higher qualification and recognition of study period spent at a foreign institution for the purpose of continuation of education in the Republic of Croatia is performed by the institution of higher education in the Republic of Croatia where a candidate wishes to continue his/her education.

The candidate submits the request for foreign qualification recognition as well as for the study period spent at a foreign higher education institution for the purpose of continuation of education at institutions of the University of Zagreb by post exclusively to the following address:

University of Zagreb

Academic Recognition Office

Trg maršala Tita 14

10000 Zagreb

Croatia

Phone: +385 1 456 42 72

All further information and forms can be obtained at www.unizg.hr

Student Associations

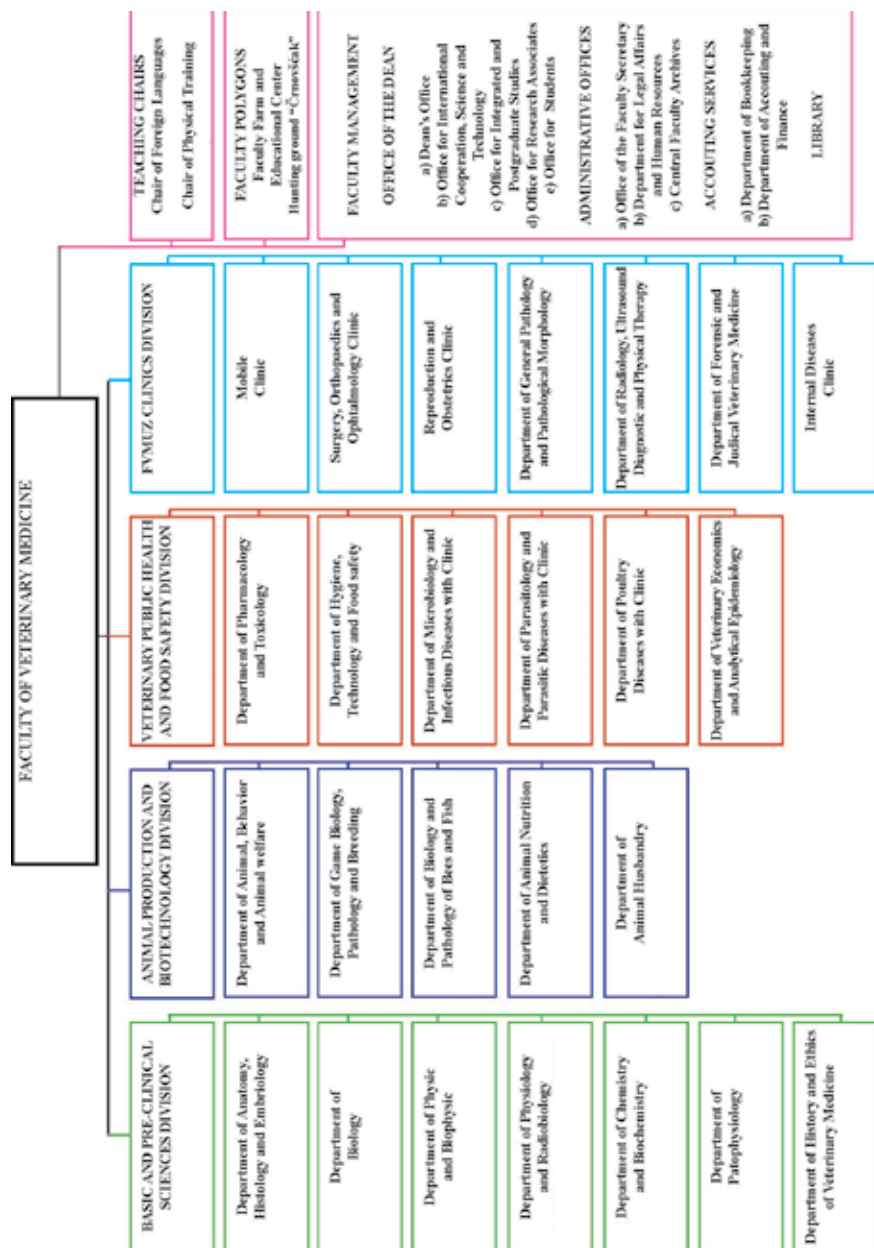
Student association premises are situated below the library (backyard entrance)

- IVSA (International Veterinary Students' Association)
- EQUUS
- Students' assembly representative for the Faculty of Veterinary medicine

Studying room is located within the same premises.



Internal Organizational Structure of the VEFUNIZG (2017/18)



Where to Learn Croatian

You can get a lot more of your stay in Croatia if you know a little bit of the local language and the social codes. After all, Croatian is the language of the environment in which you are going to live and study and will be an important part of your life in Croatia. Even if your courses are offered in a foreign language, you should have at least the basic knowledge of Croatian for everyday use and administrative needs. As of the first study year, you will be required to take weekly Croatian classes, which are offered free of charge by the school.

WHERE TO LEARN CROATIAN

Croaticum – Centre for Croatian as Foreign and Second Language

The Centre offers **semester and monthly courses** through the academic year to students who wish to learn Croatian during their studies at the University of Zagreb. Semester courses include language exercises at the Department for Standard Croatian Language at three levels of language proficiency. All three levels can be compared to CEFRL (Common European Framework of Reference for Languages): Beginners to B1, Intermediate to B2 and Advanced to C1. Each year Croaticum also organizes its **Short Summer School of Croatian Language, Culture and Civilization** lasting four weeks in July.

Information, details and prices available at:

University of Zagreb

Faculty of Humanities and Social Sciences

Croaticum – Centre for Croatian as Foreign and Second Language

Room B 104 - Department of Croatian Studies

Ivana Lučića 3, HR-10 000 Zagreb, Croatia

Phone: +385 1 61 20 068

Fax: +385 1 61 20 252

E-mail: croaticum@ffzg.hr

www.unizg.hr/homepage/learn-croatian/

University School of Croatian Language and Culture

University School of Croatian Language and Culture offers an intensive course of the Croatian language. The School is organised in co-operation between the University of Zagreb and the Croatian Heritage Foundation.



Source: Breguš



Contact information

English studies coordinator:
e-mail: english.studies@vef.hr
English studies student services:
phone: + 385 1 23 90 106
e-mail: english.studies.info@vef.hr